

Curator Kit Order Form

Updated November 2022

Please fill in this form and return to kits@creativespaces.com.au.

An invoice will be sent to the email address provided with the final costs and payment details.

You will also receive a Content Guide for your selected kit.

Kit details

Your kit

1 \$3,585 + gst

Select your template and colour palette (choose one template & one palette)

Old-fashioned

Lemon 

Cherry 

Soda 

Humdinger

Seaside 

Twilight 

Driftwood 

Newfangled

Summer Daze 

Evergreen 

Starry Night 

Choose your extras

Double-sided panels*

Additional \$2,220 + gst

*Double-sided panels available for Kit 2 only.

Writing of exhibition text*

\$1,875 + gst

*Themes, sub-themes, research sources and photographs to be supplied by the client. Price includes phone call to discuss project, as well as up to two sets of revisions.

Client details

Contact information

Project name

Company/Organisation

Name

Phone

Email

Delivery information

Shipping costs will be calculated using the below information

Address

City

Postcode

State

How will you be supplying content?

Filesharing link

USB/CD

Do you have a discount code?

Valid discount codes will be applied to invoice once Order Form has been received.

Discount code

Questions? Contact us.

08 9227 9396

kits@creativespaces.com.au

creativespaces.com.au




curator
kits

Supplying Text and Images

Please follow these steps carefully to ensure your content is provided to us in the appropriate format. The content should be provided to Creative Spaces with payment of the invoice.

1. Content details

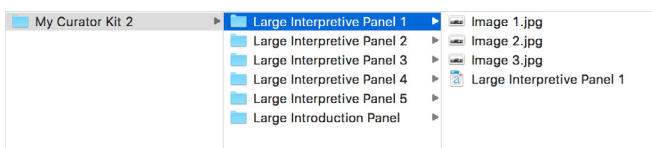
Review the Content Guide pages (included in the [Kit Selector](#)) to understand the amount and type of content that you need to provide for each panel*.



*Creative Spaces takes no responsibility for the use of copyrighted images or other intellectual property used in the templates. It is the responsibility of the customer to ensure that content provided for the intended use in templates is royalty-free and/or has the correct permissions from the owner.

2. Create a digital filing system

It is important to establish a filing system for your content. This filing system allows the team at Creative Spaces to easily recognise which text and images belong together.



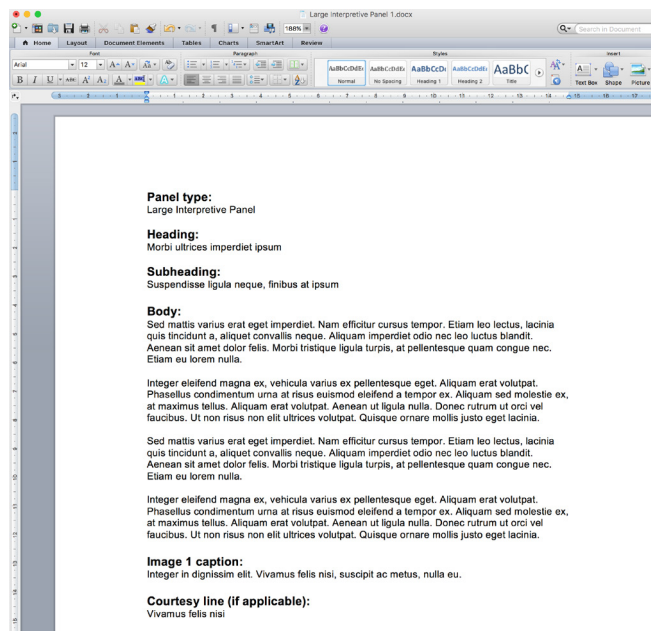
3. Images

Provide images as individual files within the folder for each panel type. These should be labeled as shown on the right hand side of each panel type on the Content Guide pages.

Images to be supplied as high resolution JPGs or TIFFs. Please don't supply the images in a Word doc, or use images that have been taken from the web. They will not be big enough to use.

4. Text

Create a Word document for each individual panel. This needs to contain all the text for each panel. This is shown on the left hand side of each panel type on the Content Guide pages.



5. Supply your text and images

Due to the size of your images we will need you to supply your content using your favourite filesharing website (we use [Dropbox](#).) Send a download link to kits@creativespaces.com.au.

You can also provide a copy on USB/CD via mail to:

Creative Spaces
7/1 Almondbury Road
Mount Lawley, WA 6050

Please note the project name on the USB or CD.

Questions? Contact us.

08 9227 9396
kits@creativespaces.com.au
creativespaces.com.au

